

REOVIB MFS 268 IP54

IP 54, Frequency-control with automatic detection of the resonant frequency



Unique Selling Point

- REO frequency units are able to control a vibratory conveyor independently of the mains input frequency
- Automatic search of the resonant frequency of the vibratory conveyor system (with additional vibration amplitude sensor) and option of regulating vibration amplitude – Able to regulate the vibration amplitude to maintain a constant feed rate irrespective of load or changes in the mechanical system
- Optional versions available with UL/CSA accreditation
- Conveyor frequencies adjustable between 5...300 Hz
- Mains voltage compensation with constant vibration amplitude
- All settings can be made using the integrated display
- Sinusoidal output current
- Can be used on 110 V or 240 V autom. Detection
- User settings can be stored
- Fill level/overflow control
- Versions available in various protection classes and with various connection options
- MFS 269 is available with AC output signal for use with permanent-magnet armature.

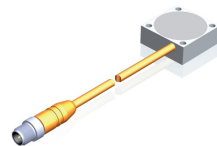
Description

Frequency converters in the REOVIB MFS 268 series for vibratory conveyor technology offer the option of operating the vibratory conveyor at an optimal vibration frequency for the material - completely independently of the frequency of the electrical mains supply.

It is moreover possible, thanks to the system patented by REO, to determine the resonant frequency of the vibratory system automatically and to regulate the vibration amplitude to constant values. In addition, various sensor and valve logic links can be programmed. Devices are also available as versions with UL/CSA certification.

Devices in the REOVIB MFS 268 series are available with a max. output current of 3A, 6A, 8A, 12A and 16 A as IP54 enclosure designs.

Suitable sensor:



REOVIB SW in IP54 design with M12 4-pin connector e.g. SW 70

Technical Data

- Output voltage : 0 - 100 / 0 - 205 V
- Output Current : max 3 / 6 / 8 / 12 /16 A
- Input voltage auto detect : 110 / 230 V

ID numbers

Description	Standard unit ID#	UL listed ID#
MFS 268 3A IP54	626807	not in UL
MFS 268 6A IP54	626823	626825
MFS 268 8A IP54	626848	626845
MFS 268 12A IP54	626867	626865
MFS 268 16A IP54	626887	626885

REOVIB MFS 268 IP54

IP 54, Frequency-control with automatic detection of the resonant frequency

Technical data

Mains input	110 / 230V
Mains frequency	50 / 60 Hz +/- 3 Hz
Output voltage	0...100 V / 0...205 V
Output current	max. 3 A / 6 A / 8 A / 12A / 16 A
Vibration frequency	5...150 Hz (Optional 300 Hz)
Setpoint value	Display, Potentiometer, 0...10V, 0...20 mA
Status signal	Changeover relay 250 V, 1A
Ext. Enable	24 V DC, Switch
Valve output	24 V, 150 mA (Option)
Sensor supply	24 V DC
Setting Umin / Umax	LED-Display
Soft start	Adjustable 0...5 sec.
Fill level/overflow control	PNP, 24 V DC
Coarse/fine control	x
Vibration amplitude regulation	x
Resonant frequency search	x
Selectable timer function	x
Sensor time out monitor	x
Mains voltage compensation	x
Standard Conformity	UL (Option), CE, RoHS
Protection class	IP54

Your contact:

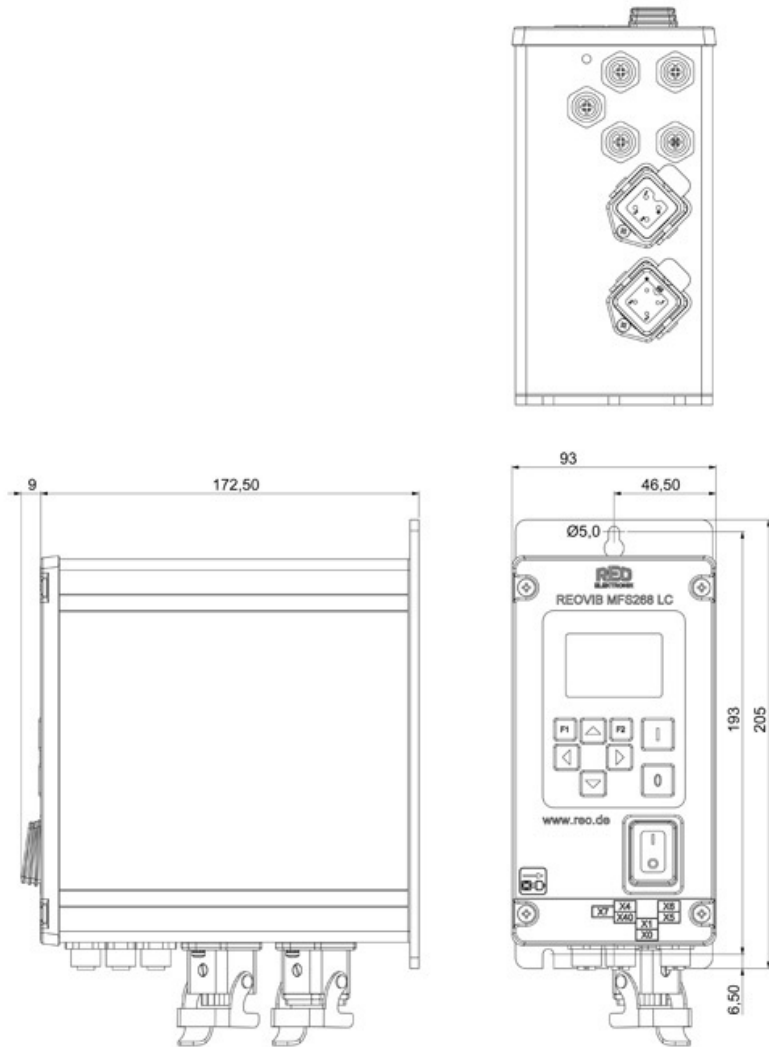
+1 (317) 899-1395 • info@reo-usa.com



REOVIB MFS 268 IP54

IP 54, Frequency-control with automatic detection of the resonant frequency

Dimension drawing IP 54 - 3A



Your contact:

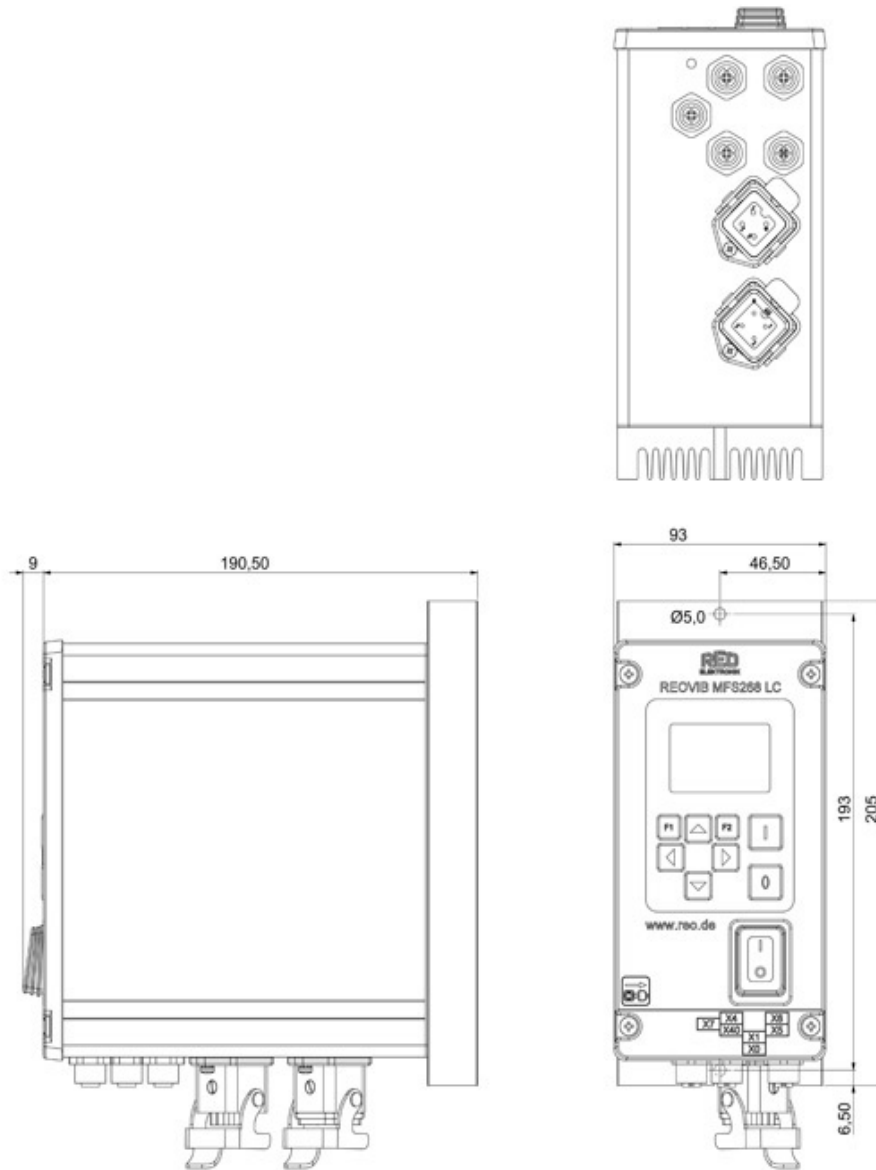
+1 (317) 899-1395 • info@reo-usa.com



REOVIB MFS 268 IP54

IP 54, Frequency-control with automatic detection of the resonant frequency

Dimension drawing IP 54 - 6A



Your contact:

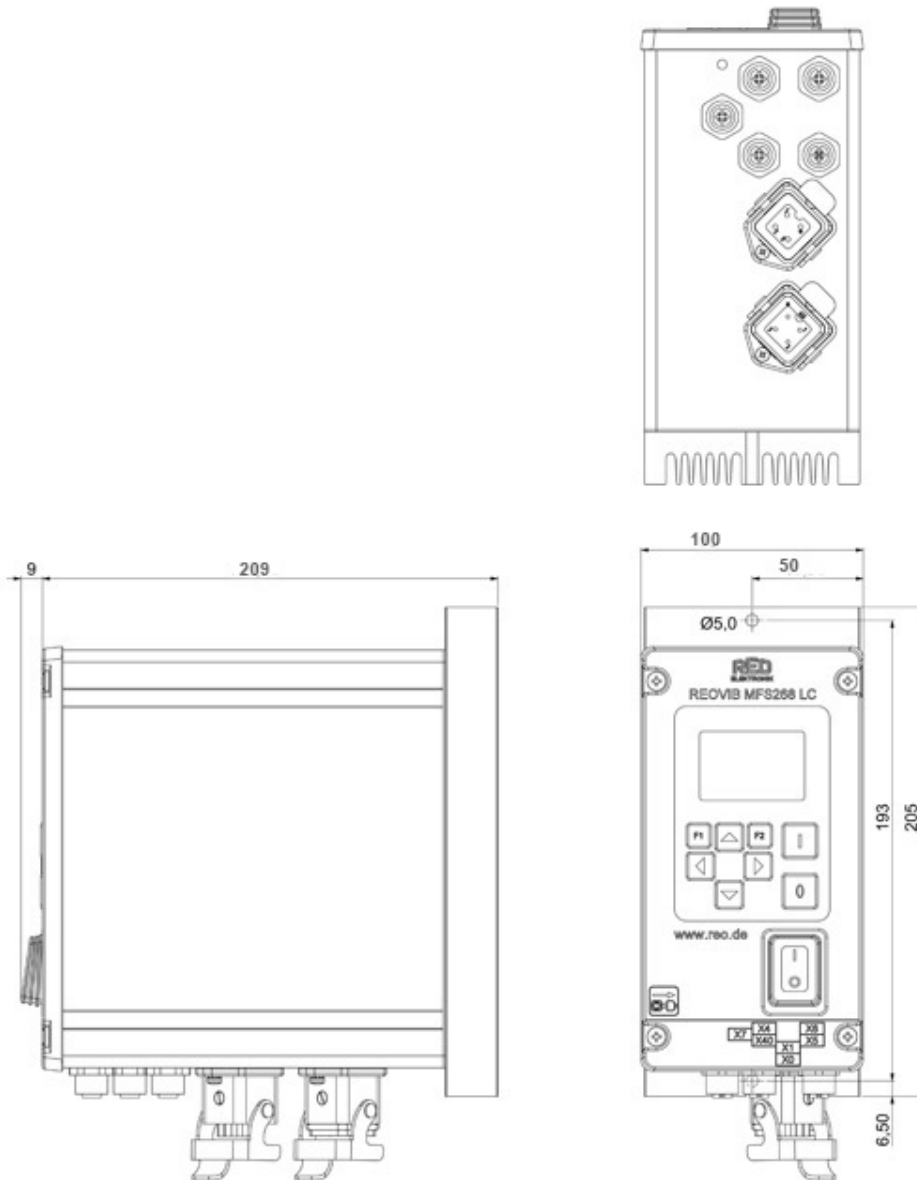
+1 (317) 899-1395 • info@reo-usa.com



REOVIB MFS 268 IP54

IP 54, Frequency-control with automatic detection of the resonant frequency

Dimension drawing IP 54 - 8A



Your contact:

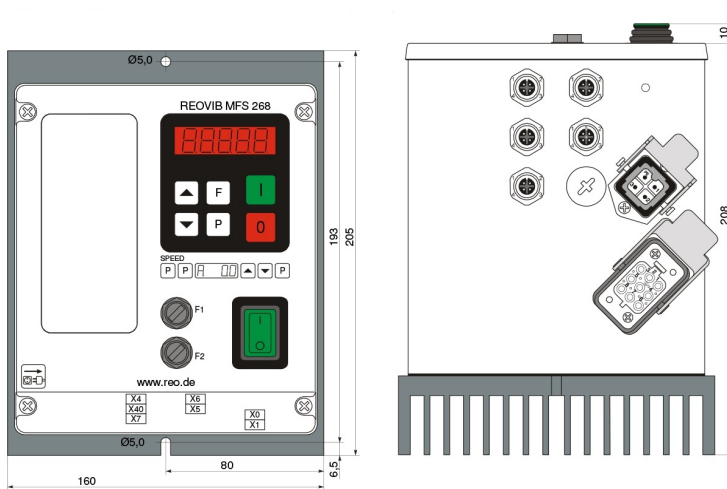
+1 (317) 899-1395 • info@reo-usa.com



REOVIB MFS 268 IP54

IP 54, Frequency-control with automatic detection of the resonant frequency

Dimension drawing IP 54 - 12A



Your contact:

+1 (317) 899-1395 • info@reo-usa.com



REOVIB MFS 268 IP54

IP 54, Frequency-control with automatic detection of the resonant frequency

Dimension drawing IP 54 - 16A

