

FRS02 Filter regulator (Aluminium casing)

FRS03 Filter regulator (Stainless Steel casing)



Control of instrument supply air pressure, and removal by filtration of dust particles and water content. FRS02 and FRS03 are dedicated for direct mounting to valve positioners SRI990, SRD991, and SRD960.

FEATURES

- Minimal effect of upstream pressure fluctuation
- Low inherent air consumption
- Gauges 3 scales (bar / psi / kPa)
- Bowl with manual drain
- 1/4 NPT connection for in and output air
- Aluminium housing for FRS02
- Stainless Steel housing (316) for FRS03
- Air flow at max deviation 18 Nm³/h
- Range of setting 0 to 8 bar
- Max inlet pressure 10 bar / 150 psi
- Temperature Range -30°C to 70°C
- Filter: Sintered bronze (FRS02), Stainless Steel (FRS03), Filter grade 30 μm
- Explosion protection II 2 GD c IIC T6
ATEX - constructive design
CU TR Explosion protection

TECHNICAL DATA

Inlet pressure max. 10 bar / 150 psi
 Control range 0 - 8 bar / 0 - 116 psi
 Indicating range 0 - 10 bar / 0 - 145 psi
 Error limit Class 2.5
 Air throughput Qn max. 18 Nm³/h *
 Upstream press. dependency < 1 mbar / 0.1 bar
 Max.inherent air consumption < 0.001 m³/h *
 Location class IP 54 acc. to IEC 529
 Area classification D2 acc. to IEC 654/1

Ambient temperature range . -30 to 70°C / -22 to 158°F **
 Mounting Wall mounting/Pipe mounting
 Nominal position NL 90
 Pneum. connections internal thread 1/4 - 18 NPT

Materials

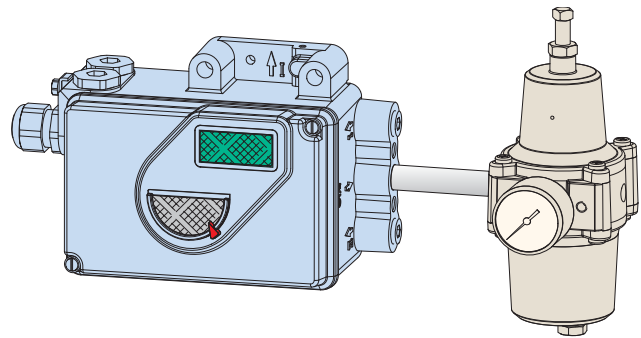
- Housing: Diecast Aluminium (FRS02), SS 316 (FRS03)
- Filter: Sintered bronze (FRS02), SS (FRS03),
 filter grade 30 µm
- Gauge: housing: SS; measuring system: brass

Weight FRS02: 0.70 kg (1.54 lb)
 FRS03: 1.62 kg (3.57 lb)

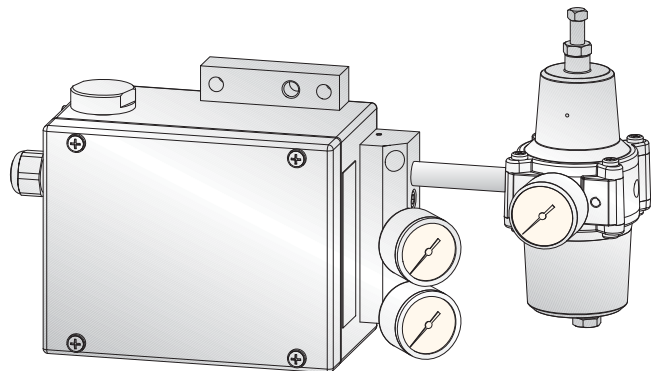
* Measured at 7 bar upstream pressure and 1.4 bar output pressure, based on standard reference conditions.
 ** The supply air must be dry for operation at temperatures below 0 °C (observe dew point)

APPLICATION

Specially dedicated for direct mounting to valve positioners SRI990, SRD991, and SRD960.

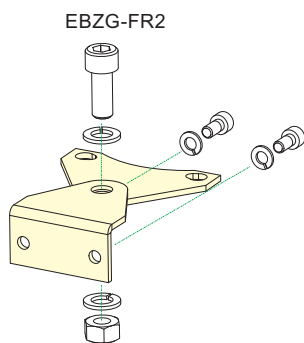
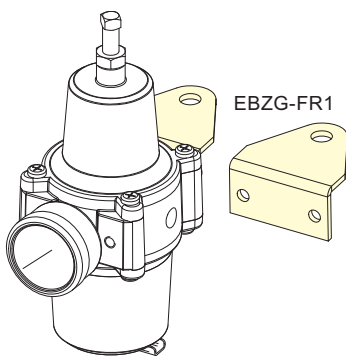


FRS02 direct mounted to SRD991 or SRI990, via Tube connector VG-91

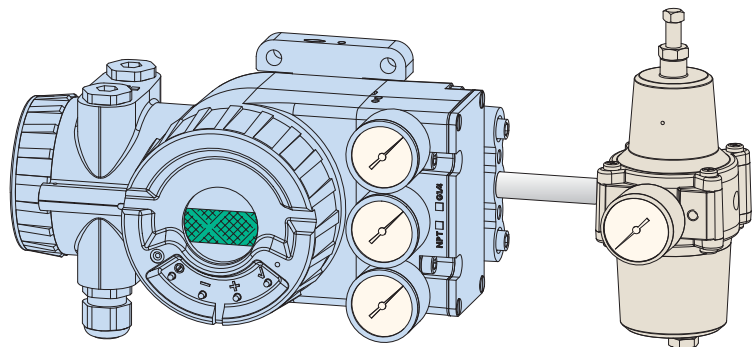


FRS03 (SS) direct mounted to SRD991 or SRI990 (in SS housing)

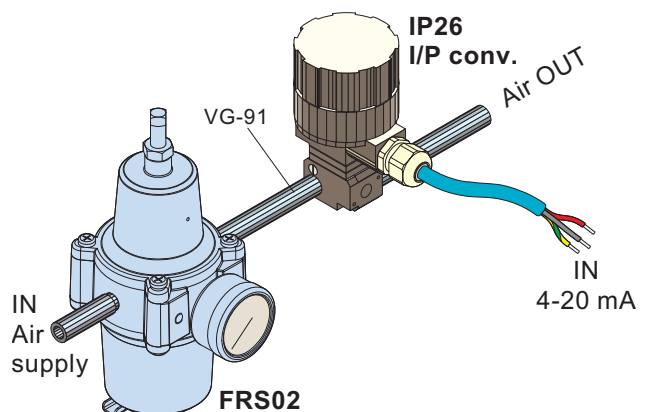
Accessory: Mounting bracket



Mounting via Mounting Bracket

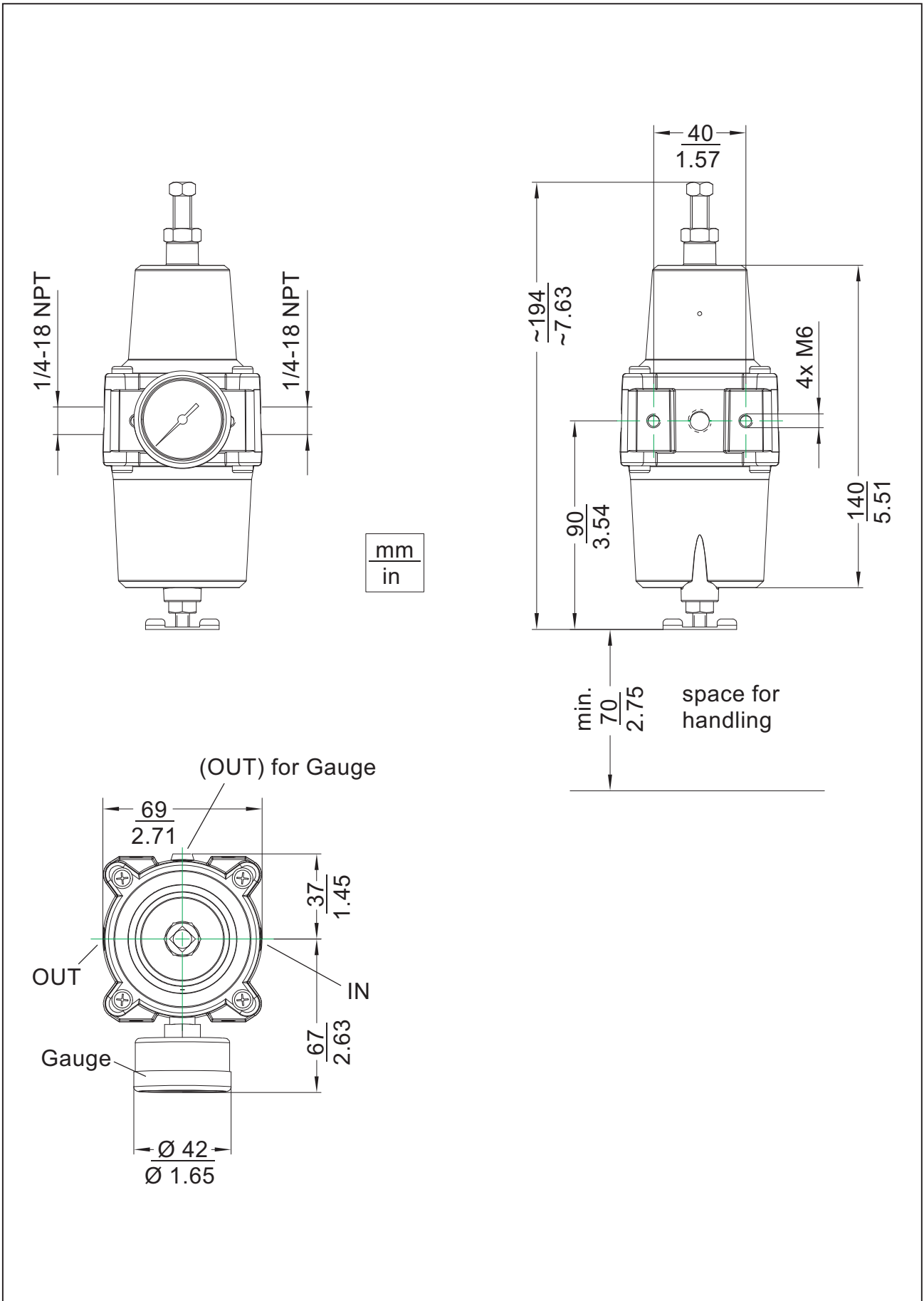


FRS02 direct mounted to SRD960



FRS02 direct mounted to IP26

DIMENSIONS FRS02, FRS03



MODEL CODES

Filter Regulator (Aluminium casing)	FRS02
Filter Regulator (Stainless Steel casing)	FRS03
Tube, 1/4 NPT both sides, material 1.4404, for direct mounting to filter Regulator.	VG-91
Tube, 1/4 NPT both sides, material 1.4571, for direct mounting to filter Regulator, prepared for gauge 1/8 NPT.	VG-92
Mounting Brackets	
Mounting Bracket for FRS02 or FRS03	EBZG-FR1
Orientable Mounting Bracket for FRS02 or FRS03.	EBZG-FR2

Invensys Systems, Inc.
 38 Neponset Street
 Foxboro, MA 02035
 United States of America



Global Customer Support
 Toll free: 1-866-746-6477
 Global: 1-508-549-2424
 Website: <http://support.ips.invensys.com>

Copyright 2010-2016 Invensys Systems, Inc.
 All rights reserved.

Invensys, Foxboro, and I/A Series are trademarks of Invensys Limited, its subsidiaries, and affiliates. All other trademarks are the property of their respective owners.

DOKT 558 722 021
 FD-PSS-PO-12-EN

