


- Flush dry ceramic sensor
- Ranges from 40 mbar to 40 bar
- Accuracy  $\leq 0,2\%$
- High overload capability
- Analog output: 4...20 mA, 2-wire
- Suitable for food- and pharmaceutic industries
-  I M2 EEx ia I  
II 1G EEx ia IIC T4/T6  
BVS 03 ATEX E 222



## Pressure Transmitter P 131

### Technical data:

Ranges:	0...40 mbar to 0...40 bar
Output signal:	4...20 mA 2-wire, 0...10V 3-wire
Accuracy:	$\leq \pm 0,2\%$ FS @ 25°C
Response time:	200 ms (other available on request)
Supply voltage:	9...32V DC, 20 mA output 15...30 V DC, 10 V output (12...30V Ex-version)
Ambient temperature:	-25...80 °C (-20...80 °C at EEx ia IIC T4) (-20...50 °C at EEx ia IIC T6)
Process temperature:	-40...100°C (125 °C < 0,5h) (-20...80 °C at EEx ia IIC T4) (-20...50 °C at EEx ia IIC T6)
Temperature coeff.:	$\leq \pm 0,015\%$ FS/K (zero) $\leq \pm 0,01\%$ FS/K (span)
Long term stability:	$\leq \pm 0,15\%$ FS p. a.
Housing:	stainless steel, 1.4404
Sensor:	ceramic AL <sub>2</sub> O <sub>3</sub>
Electrical connection:	connector EN 175301-803A, IP65 cable 2m / 5m, IP 67

**Nöding**

Meßtechnik

## Ranges

range	gauge	absolut	overload (bar)
0...30 mbar <sup>(2)</sup>	A3		- 0,3 / 4
0...40 mbar <sup>(2)</sup>	A8		- 0,3 / 4
0...50 mbar <sup>(2)</sup>	B0		- 0,3 / 4
0...60 mbar <sup>(2)</sup>	A9		- 0,3 / 4
0...100 mbar	00		- 0,3 / 4
0...160 mbar	01		- 0,6 / 5
0...200 mbar	B1	B2 <sup>(2)</sup>	- 1 / 6
0...250 mbar	02		- 1 / 6
0...300 mbar <sup>(2)</sup>	X5	X6	- 1 / 6
0...0,4 bar	03	28 <sup>(2)</sup>	- 1 / 6
0...0,5 bar	B7		- 1 / 6
0...0,6 bar	04		- 1 / 10
0...1 bar	05	30 <sup>(2)</sup>	- 1 / 10
0...1,6 bar	06	31 <sup>(2)</sup>	- 1 / 18
0...2 bar	B3	B4 <sup>(2)</sup>	- 1 / 18
0...2,5 bar	07	32 <sup>(2)</sup>	- 1 / 18
0...3 bar	X3	X4	- 1 / 25
0...4 bar	08	33 <sup>(2)</sup>	- 1 / 25
0...5 bar	F1	F2 <sup>(2)</sup>	- 1 / 40
0...6 bar	09	34 <sup>(2)</sup>	- 1 / 40
0...10 bar	10	35 <sup>(2)</sup>	- 1 / 40
0...16 bar	11	36 <sup>(2)</sup>	- 1 / 40
0...20 bar	B5	B6 <sup>(2)</sup>	- 1 / 40
0...25 bar	12	37 <sup>(2)</sup>	- 1 / 40
0...40 bar	13	38 <sup>(2)</sup>	- 1 / 60
-25...25 mbar <sup>(2)</sup>	E6		- 0,3 / 4
-100...0 mbar <sup>(2)</sup>	C4		- 0,3 / 4
-100...100 mbar <sup>(2)</sup>	C5		- 1 / 6
-200...0 mbar <sup>(2)</sup>	D2		- 1 / 6
-200...200 mbar <sup>(2)</sup>	D3		- 1 / 6
-1...0 bar <sup>(2)</sup>	D4		- 1 / 10
-1...0,6 bar <sup>(2)</sup>	D5		- 1 / 10
-1...1 bar	D6		- 1 / 10
-1...1,5 bar <sup>(2)</sup>	D7		- 1 / 18
-1...3 bar	D8		- 1 / 25
-1...5 bar	D9		- 1 / 40
-1...9 bar	E1		- 1 / 40
-1...15 bar <sup>(2)</sup>	E2		- 1 / 40
-1...19 bar <sup>(2)</sup>	E3		- 1 / 40

\* Global error 0,5% FS

<sup>(2)</sup> not for G 1" Type

## Ordering code

### Output signal

- 1 0...10V 3-wire
- 4 4...20 mA 2-wire
- H 4...20 mA 2-wire High Temperatur -25°C...120°C
- E 4...20 mA 2-wire II 1G EEx ia IIC T4/T6
- M 4...20 mA 2-wire II M2 EEx ia I

### Range

See table on the left  
99 non-standard range (on request)

### Process connection and material

- M Dairy thread ND 25 DIN 11851, 1.4404
- 6 Dairy thread ND 32 DIN 11851, 1.4404
- 7 Dairy thread ND 40 DIN 11851, 1.4404
- K Dairy thread ND 40 aseptic, 1.4404
- N DRD flange ND 65 1.4404
- F G 1 A, 1.4404
- 5 G 1 1/2 A, 1.4404
- J Varivent DN 68, 1.4404
- L Clamp 1", ND 25...40, 1.4404
- 9 others (on request)

### Sensor seal

- 1 FPM (Viton) Standard
- 2 NBR (Nitril)
- 3 EPDM
- 4 Fluor-Silicon
- 5 Chemraz 505
- 9 others (on request)

### Electrical connection

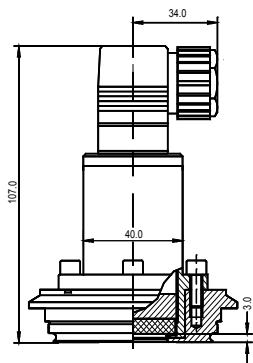
- 1 connector EN 175301-803A, IP65
- 4 connector EN 175301-803A, IP65, potted electronic
- A Connector M12x1
- B Connector M12x1, potted electronic
- F Quickon Connector
- G Quickon Connector, potted electronic
- 0 5m cable, IP 67
- 5 5m cable, IP 67, potted electronic
- 6 2m cable, IP 67,
- 7 2m cable, IP 67, potted electronic
- 8 6 pin Mil connector
- 9 others (on request)

### Options

- R Ceramic sensor 99,9% Al<sub>2</sub>O<sub>3</sub>
- T Minimized case volume
- RT Ceramic sensor 99,9% Al<sub>2</sub>O<sub>3</sub> with minimized case volume

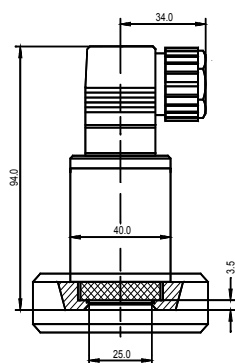
P131- [ ] - [ ] [ ] [ ] [ ]

## Dimensions (mm)



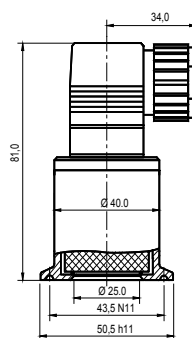
**Varivent DN 68**

Ranges:  
from 40 mbar to 40 bar



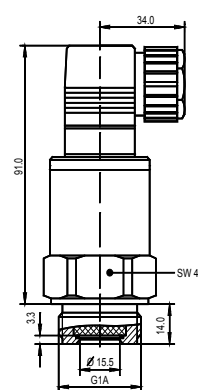
**Dairy thread ND 25/32/40**

Ranges:  
from 40 mbar to 40 bar



**Clamp ND 25/38/40**

Ranges:  
from 40 mbar to 40 bar

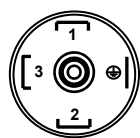


**G 1 A**

Ranges:  
from 100 mbar to 40 bar

## Electrical connections

### Connector EN 175301-803A



4...20 mA 2-wires  
PIN1 Signal +  
PIN2 Signal -  
  
0...10V 3-wires  
PIN1 in +  
PIN2 in -  
PIN3 out +

### Quickon-Connector



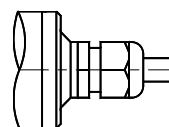
4...20 mA 2-wires  
PIN1 Signal +  
PIN2 Signal -  
  
0...10V 3-wires  
PIN1 in +  
PIN2 in -  
PIN3 out +

### M12x1, 4-pin Connector



4...20 mA 2-wires  
PIN1 Signal +  
PIN3 Signal -  
  
0...10V 3-wires  
PIN1 in +  
PIN3 in -  
PIN4 out +

### Cable connection



4...20 mA 2-wires  
red Signal +  
black Signal -  
  
0...10V 3-wires  
red in +  
black in -  
white out +

Modifications reserved without notice, 08.16